

How to submit your data into the internet spreadsheet


After growing your seeds it is possible to submit your results into a database on the internet and add them to the results of schools from across Europe.

- For simple **monohybrid** inheritance looking only at **cotyledon** colour



[www.editgrid.com/user/eu-sol/Monohybrid_\(cotyledon_colour\)](http://www.editgrid.com/user/eu-sol/Monohybrid_(cotyledon_colour))

- For more advanced **dihybrid** inheritance looking at cotyledon **and** hypocotyl colour



www.editgrid.com/user/eu-sol/Dihybrid

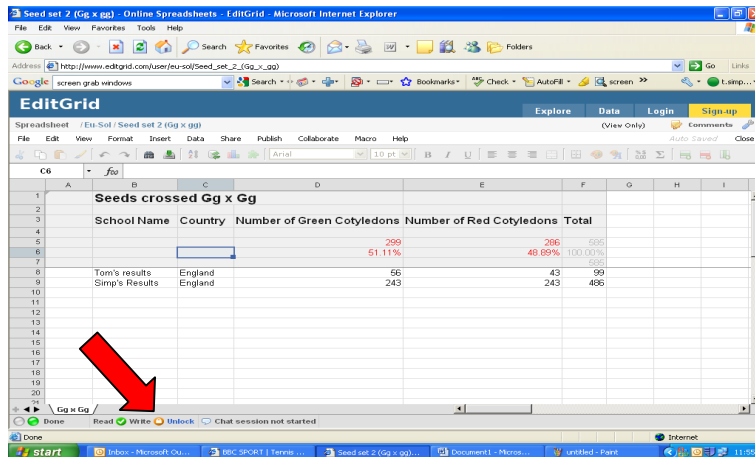
- There are clickable links to all of these pages at

www.eu-sol.net/schools

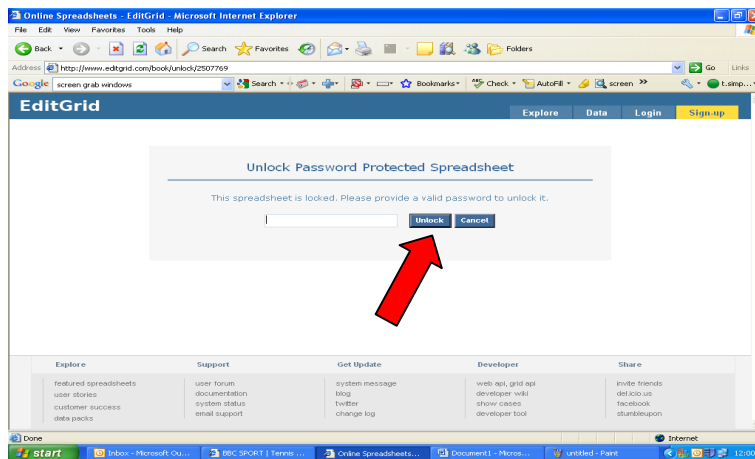
- Here you can view all of the results submitted so far. The figures at the top of the spreadsheet tell you the total number of seeds tested and the numbers of different colours.

School Name	Country	Number of Green Cotyledons	Number of Red Cotyledons	Total
		289	286	585
		51.11%	48.89%	100.00%
Tom's results	England	56	43	99
Simp's Results	England	243	243	486

- You can now view all of the data submitted so far, but in order to **add to the data** you need to press **unlock** in the bottom left hand corner of the page.



- You will now be asked for a password, which is **tomato**. Then press **unlock**.



- You are now ready to enter your data. Please find an **empty** row and enter your schools name, address and the country your school is in and then add your data in the correct column. You will notice that your data will immediately be added to the totals at the top. You can use the data however you like.

Note: please make sure you enter the correct data into each spreadsheet. i.e. make sure you don't enter cotyledon colour data into the hypocotyl colour webpage.

If you experience any difficulties with the websites, or have any questions or thoughts about anything to do with the work-pack, please do not hesitate to contact Tom Simpson t.simpson@nhm.ac.uk.